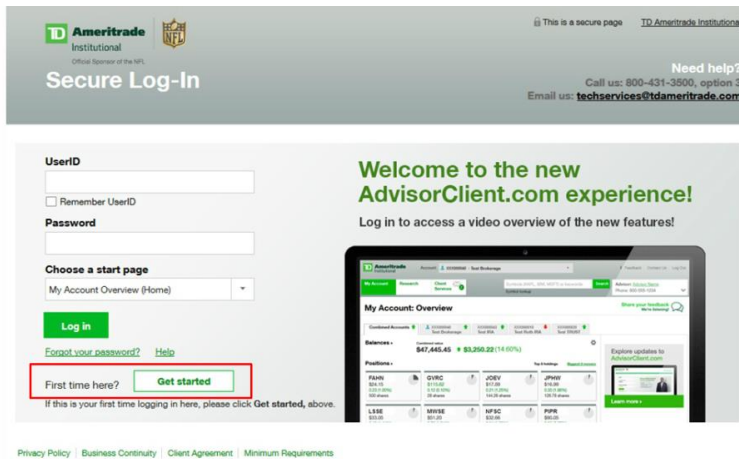
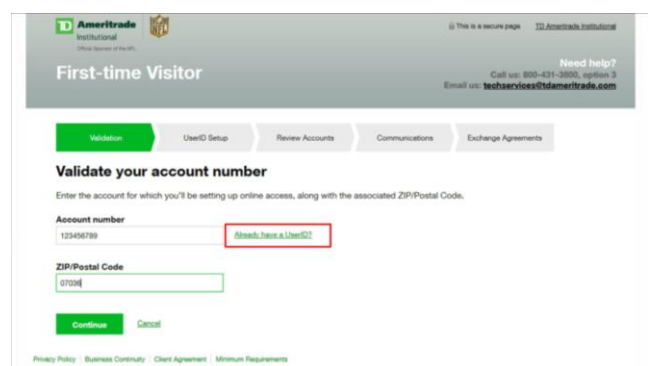
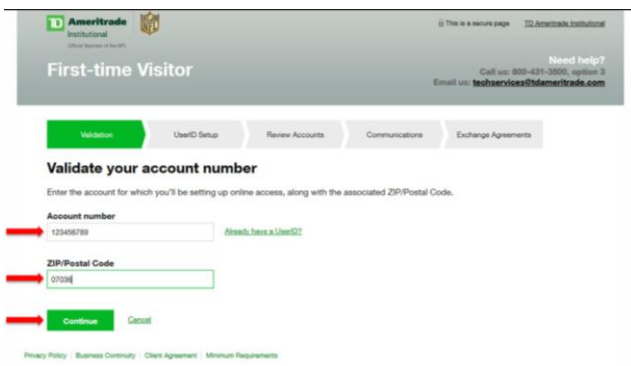


Please visit [www.AdvisorClient.com](http://www.AdvisorClient.com) and click on the “Get started” icon to register for online account access.

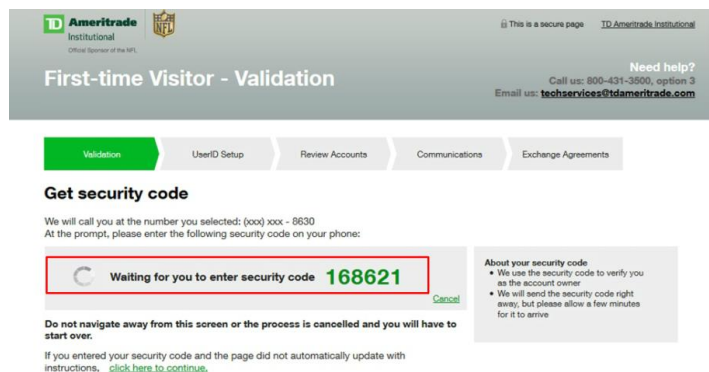
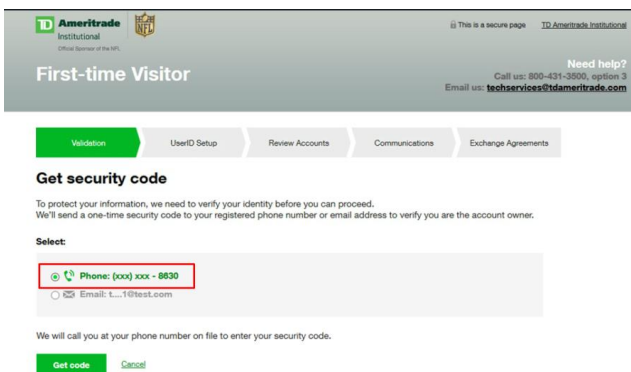


Provide your account number or the User ID emailed to you



Choose how you would like to receive the security code to verify your identity.

Choosing to receive the security code by phone means TD Ameritrade will call you and you will provide the security code automatically generated on the computer screen by typing the code on your phone's keypad.



Choosing to receive the security code by email means TD Ameritrade will email the code to the email address on file. You must enter the emailed security code within 30 minutes of clicking the “Get code” icon.

## Set up your UserID and Password.

If you used the UserID to get started, you will only need to set up your password. The password must be 4–15 characters long. The only acceptable special characters are hyphens (-) and underscores ( \_ ) You will then be prompted to select and answer four security questions.

## Review your information and make any changes.

You can print this page and store it in a secure location in case you forget any log-in information.